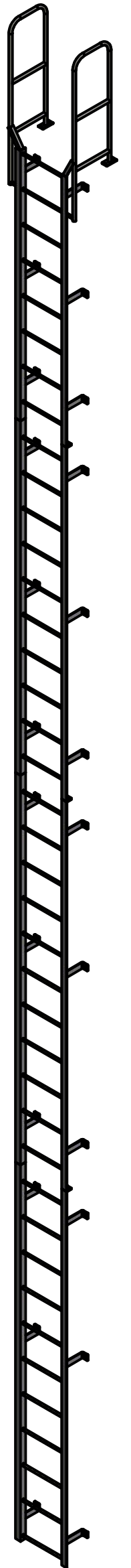
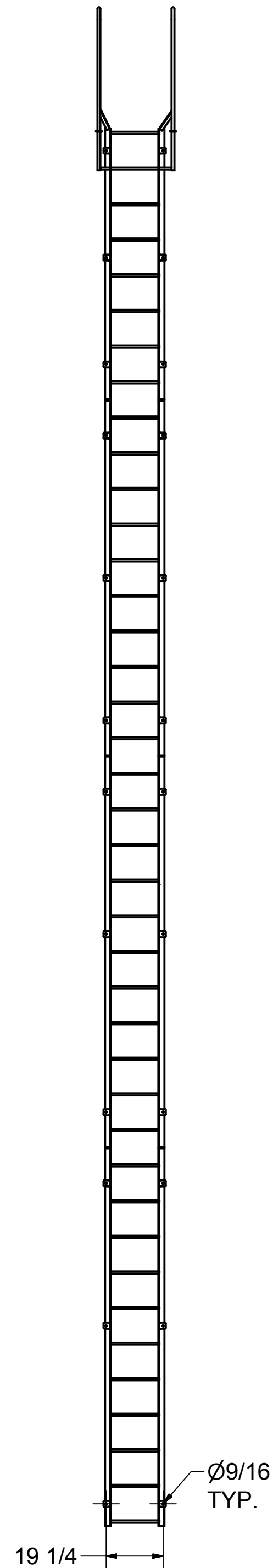
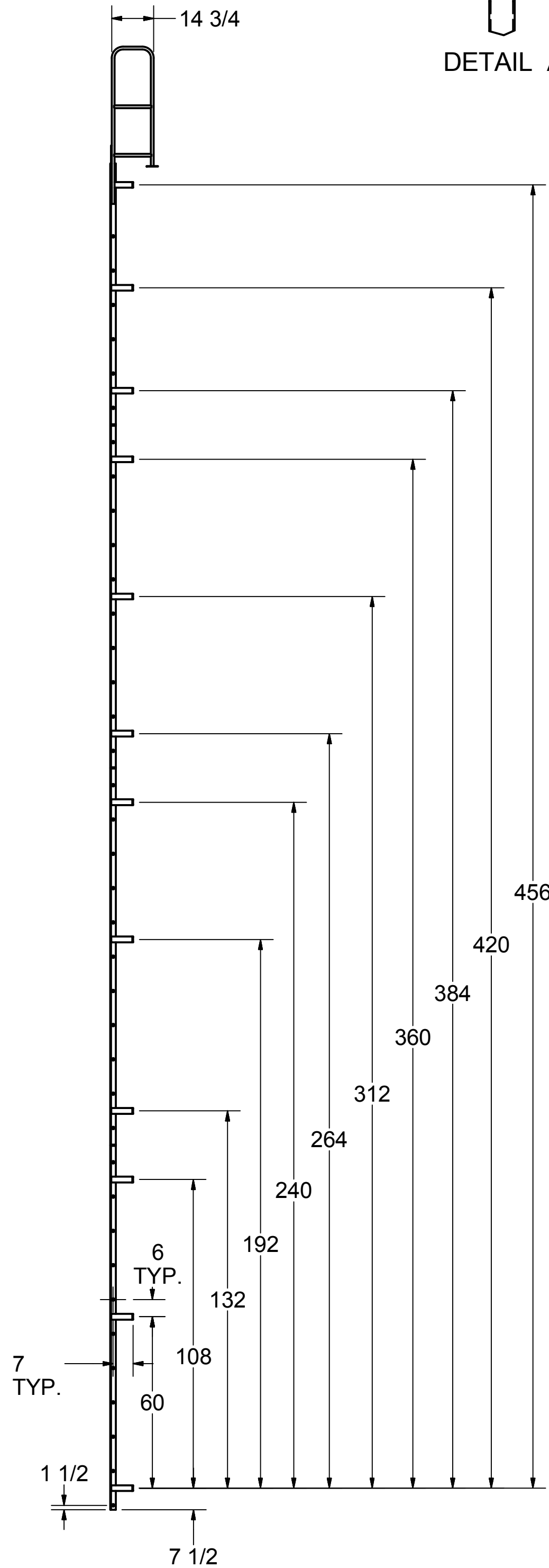
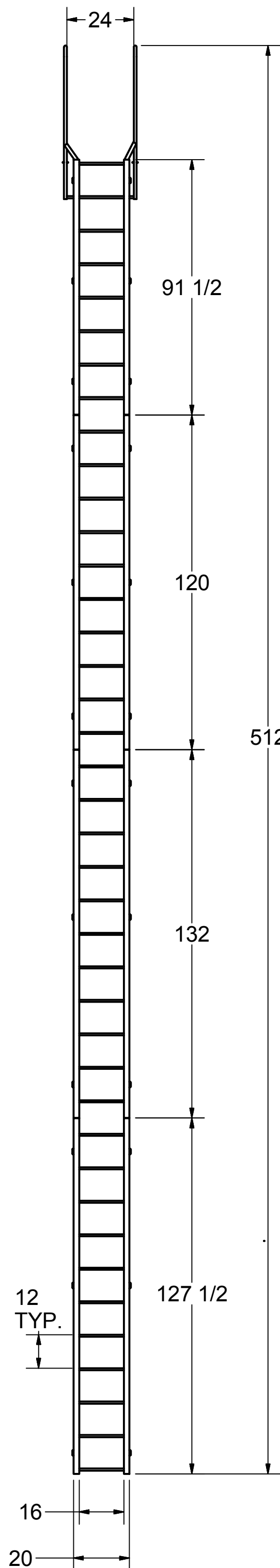


DETAIL A



NOTE:  
STANDOFF BRACKET LOCATIONS  
ARE  $\pm 1"$ .  
DO NOT PREDRILL HOLES IN THE  
STRUCTURE.  
HOLES SHOULD BE MATCH DRILLED  
TO INSURE PROPER ALIGNMENT



3D MODEL AVAILABLE IN STEP FILE FORMAT ON OUR WEBSITE

DRAWN SB	12/28/2016	<b>Cotterman®</b> Division of Material Control, Inc. 130 Seltzer Road, Croswell, Michigan 48422 U.S.A.	
CHECKED			
APPROVED		TITLE	
PART 3570386 F40W FOR CATALOG		F40W	
THIS PRINT IS PROPERTY OF COTTERMAN® COMPANY, AND MAY NOT BE USED IN WHOLE OR PART WITHOUT WRITTEN PERMISSION.		Drawing is computer generated, and print might not be to scale	
		SIZE C	DWG NO 3570386 F40W FOR CATALOG.dwg
		DIMENSIONS IN INCHES UNLESS NOTED	
		SHEET 1 OF 1	
		REV A	